

Sprott Physical Bullion Trusts

Investor Presentation

June 30, 2024

Sprott

Sprott Physical Bullion Trusts

Sprott Physical Bullion Trusts are a secure, convenient and exchange-traded investment alternative for investors who want to hold physical bullion, and offer a number of advantages over traditional exchange-traded bullion funds.

Sprott Physical Gold Trust

NYSE Arca: **PHYS**

AUM: **\$7.28B**

Sprott Physical Silver Trust

NYSE Arca: **PSLV**

AUM: **\$4.99B**

Sprott Physical Gold and Silver Trust

NYSE Arca: **CEF**

AUM: **\$4.71B**

Sprott Physical Platinum and Palladium Trust

NYSE Arca: **SPPP**

AUM: **\$143.30M**

All figures as of June 30, 2024, in \$US.

Key Investor Benefits

1. Fully Allocated

The Trusts hold fully allocated and unencumbered precious metals—no exceptions.

2. Redeemable for Metals

Unitholders can redeem their units for physical bullion on a monthly basis, subject to certain minimum requirements.¹

3. Trustworthy Storage

The Trust metals will be held in custody by the Royal Canadian Mint, a Canadian Crown Corporation of the Government of Canada. There is no levered financial institution between the unitholders and the Trusts' physical bullion and have a lower financial loss in the event of a bankruptcy or nationalization of the financial institution.

4. Potential Tax Advantage

The Trusts may offer a potential tax advantage for certain non-corporate U.S. investors. Gains realized on the sale of Trust units may be taxed at a capital gains rate of 15%/20%² versus the 28% collectibles rate applied to most precious metals ETFs, coins and bars.

5. Easy to Buy, Sell and Own

Trust units can be purchased on any open trading day for the New York Stock Exchange or Toronto Stock Exchange. No need for investors to handle, secure or protect physical metal.

6. A Liquid Investment

Trust units are liquid and can be bought and sold on any open trading day at the New York Stock Exchange or Toronto Stock Exchange.

¹Please see "Redemption of units" in the Prospectus for details.

²15% long-term capital gains tax rate for single filers earning between \$44,625 to \$492,300 in 2023; 20% long-term capital gains tax rate for married filers earning over \$553,851 in 2023. For more details, please see Tax Information on www.sprott.com and always consult your tax accountant regarding your particular situation.

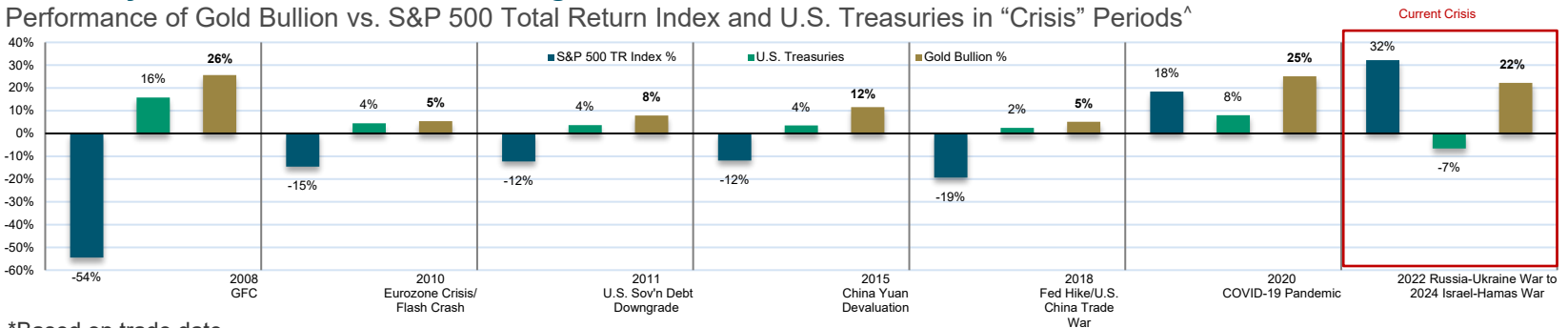
Sprott Physical Gold Trust (PHYS)

Trust Details (as of June 30, 2024)

Ticker Symbols:	PHYS (NYSE Arca) PHYS.U (TSX \$US) PHYS (TSX \$CA)
Total Net Asset Value of Trust:	\$7.28 Billion
Inception Date:	February 25, 2010
Fund Type:	Closed-End Trust
Custodian for Bullion:	The Royal Canadian Mint
Trustee:	RBC Investor Services
Manager:	Sprott Asset Management LP
Total Ounces Held:*	3,121,635
Market Value of Gold Held by Trust:	\$7.26 Billion/99.7%

Gold May Provide a Safe Haven During Crises

Performance of Gold Bullion vs. S&P 500 Total Return Index and U.S. Treasuries in “Crisis” Periods[^]



*Based on trade date.

[^]The beginning and ending periods selected are our best estimate of the highest impact periods of each crisis and does not necessarily indicate the exact beginning or ending of the specific crisis event. This information is presented for illustrative purposes only. Source: Bloomberg. The beginning and ending periods selected are our best estimate of the highest impact periods of each crisis and does not necessarily indicate the exact beginning or ending of the specific crisis event. Data as of 6/30/2024. Source: Sprott Asset Management, Bloomberg. Dates used: Global Financial Crisis: 10/11/2007-3/6/2009; Eurozone Crisis: 4/20/2010-7/11/2010; U.S. Sovereign Debt Downgrade: 7/25/2011-8/9/2011; China Yuan Devaluation: 8/18/2015-2/11/2016; Fed Rate Hike & China Trade War: 9/20/2018-12/24/2018; COVID-19 Pandemic: 12/31/2019-12/31/2020; Russia-Ukraine War: 2/24/2022-6/30/2024; Israel-Hamas War: 10/7/2023-6/30/2024. S&P 500 TR Index is measured by the SPXTR; U.S. Treasuries are measured by Bloomberg Barclays US Treasury Total Return Unhedged USD (LUATTRUU); and Gold Bullion is measured by spot gold (Bloomberg GOLDS Comdty).

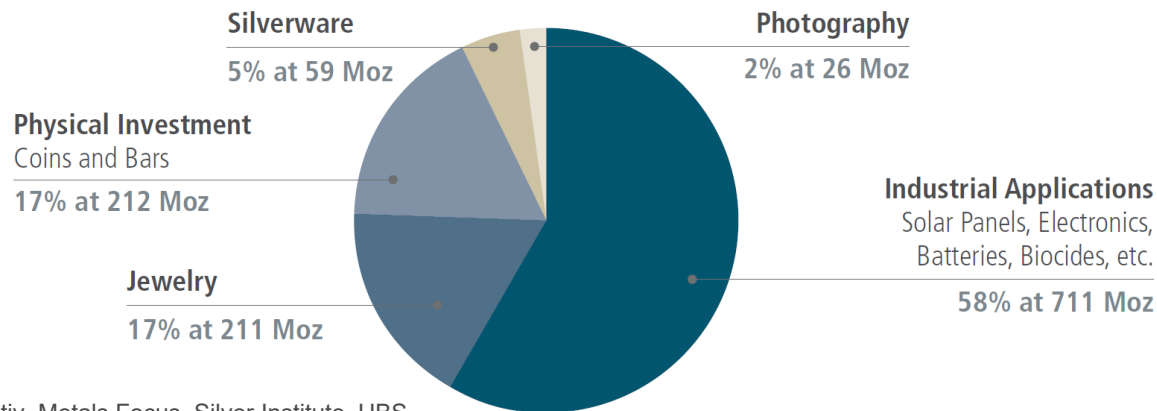
Sprott Physical Silver Trust (PSLV)

Trust Details (as of June 30, 2024)

Ticker Symbols:	PSLV (NYSE Arca) PSLV.U (TSX \$US) PSLV (TSX \$CA)
Total Net Asset Value of Trust:	\$4.99 Billion
Inception Date:	October 27, 2010
Fund Type:	Closed-End Trust
Custodian for Bullion:	The Royal Canadian Mint
Trustee:	RBC Investor Services
Manager:	Sprott Asset Management LP
Total Ounces Held:*	171,028,913
Market Value of Silver Held by Trust:	\$4.98 Billion/99.8%

Silver Supported by Growing Investor Demand

Despite weaker industrial demand, the price for silver is being driven higher by growing investor demand. With the potential risk of currency debasement triggered by unprecedented monetary and fiscal stimulus, we believe investors are looking at silver as an alternative form of money.



Source: GFMS Refinitiv, Metals Focus, Silver Institute, UBS.
*Based on trade date.

Sprott Physical Gold and Silver Trust (CEF)

Trust Details (as of June 30, 2024)

Ticker Symbols:	CEF (NYSE Arca) CEF.U (TSX \$US) CEF (TSX \$CA)
Total Net Asset Value of Trust:	\$4.71 Billion
Inception Date:	January 16, 2018
Fund Type:	Closed-End Trust
Custodian for Bullion:	The Royal Canadian Mint
Trustee:	RBC Investor Services
Manager:	Sprott Asset Management LP
Total Ounces Held:*	Gold: 1,331,790 Silver: 55,092,116
Market Value of Gold & Silver Held by Trust:	Gold: \$3.10 Billion/ 65.8% Silver: \$1.61 Billion/ 34.1%



For decades, investors have trusted Sprott's expertise in managing precious metals investments.

In 2018, Sprott strengthened its position as a global leader by acquiring the Central Fund of Canada, one of the world's largest and most storied physical precious metals funds.

Sprott Physical Gold and Silver Trust began trading on **January 16, 2018** marking the successful completion of Sprott's acquisition of the US\$3.5 billion **Central Fund of Canada Limited**.

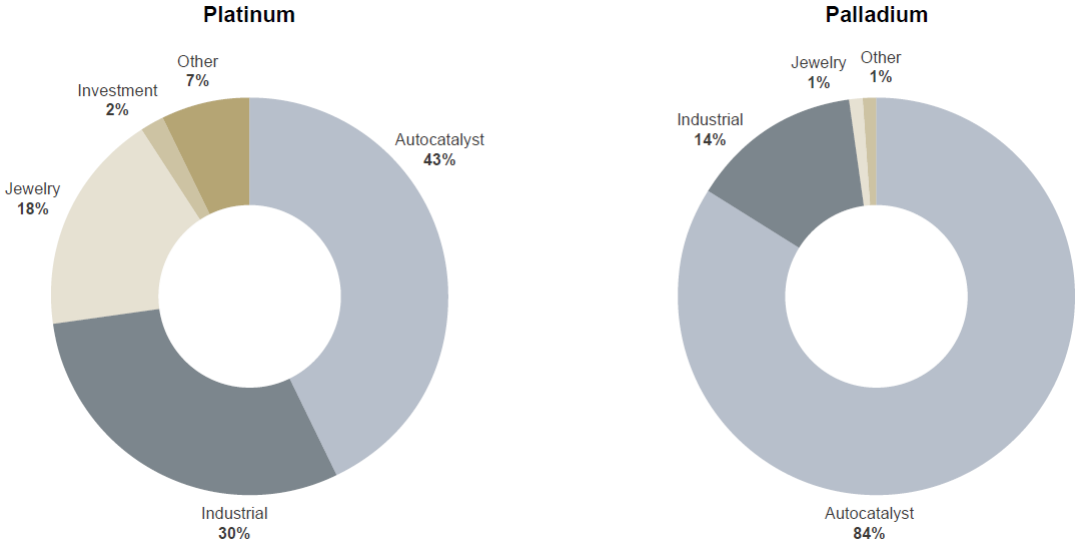
*Based on trade date.

Sprott Physical Platinum and Palladium Trust (SPPP)

Trust Details (as of June 30, 2024)

Ticker Symbols:	SPPP (NYSE Arca) SPPP.U (TSX \$US) SPPP (TSX \$CA)
Total Net Asset Value of Trust:	\$143.30 Million
Inception Date:	December 18, 2012
Fund Type:	Closed-End Trust
Custodian for Bullion:	The Royal Canadian Mint
Trustee:	RBC Investor Services
Manager:	Sprott Asset Management LP
Total Ounces Held:*	Platinum: 71,595 Palladium: 73,246
Market Value of Platinum & Palladium Held by Trust:	Platinum: \$71.33 Million/49.8% Palladium: \$71.57 Million/49.9%

The Automotive Industry is the Largest Pt-Pd Consumer: Catalytic Converters[†]

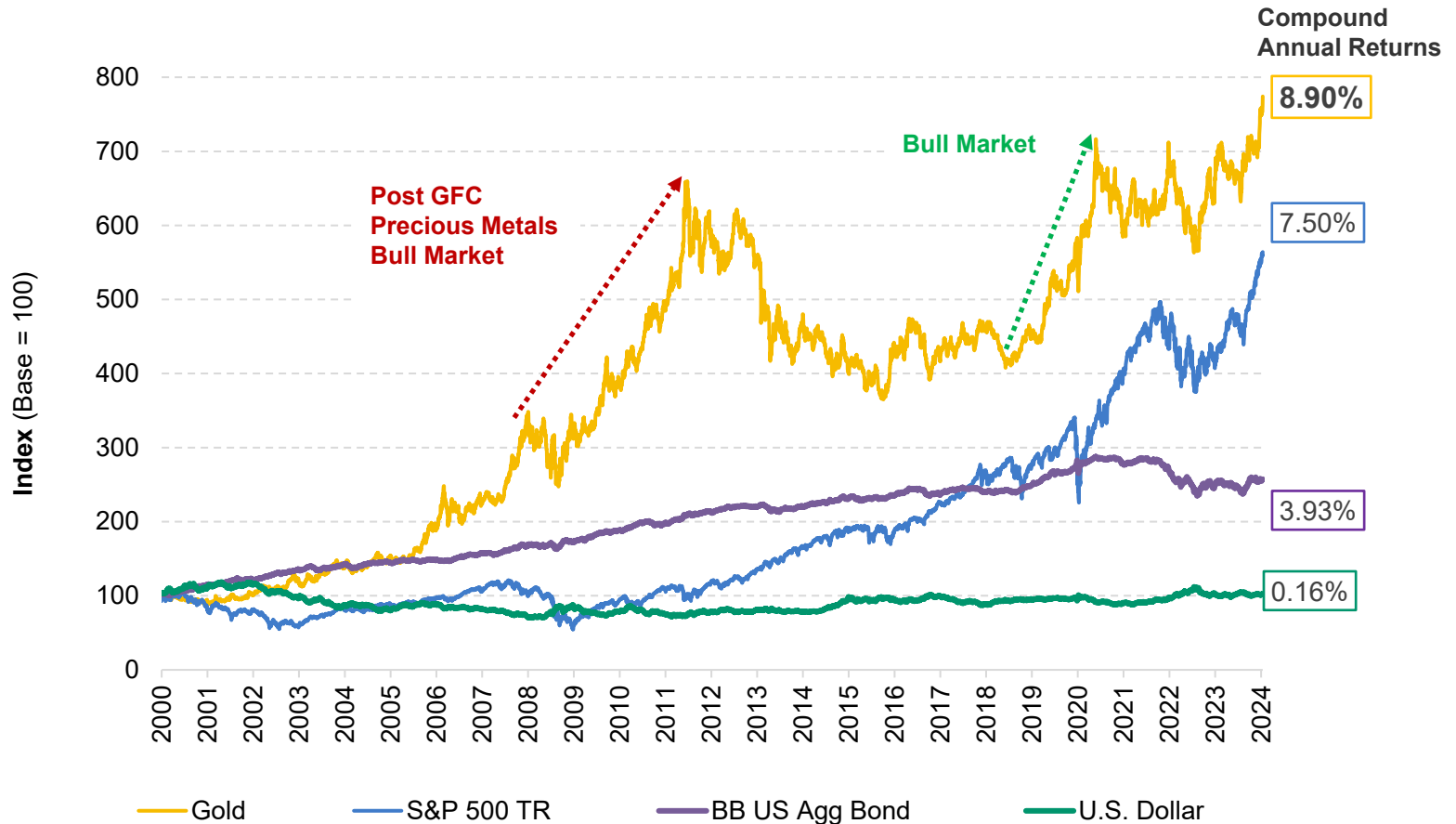


*Based on trade date.

†PGM Market Report May 2024. May not add up to 100% due to rounding.

Gold Leading the Pack Over the Long Term

Gold vs. Stocks, Bonds and USD
Returns for Period from 12/31/1999-6/30/2024



Source: Bloomberg. Period from 12/31/1999-6/30/2024. Gold is measured by GOLDS Comdty Spot Price; S&P 500 TR is measured by the SPX; US Agg Bond Index is measured by the Bloomberg Barclays US Agg Total Return Value Unhedged USD (LBUSTRUU Index); and the U.S. Dollar is measured by DXY Currency. You cannot invest directly in an index. **Past performance is no guarantee of future results.**

Gold is an Alternative Currency

Spot gold's average performance, measured in the world's five leading fiat currencies, has been positive in 21 of the past 24 years/periods (far right column)

Year	Gold in Canadian Dollar	Gold in U.S. Dollar	Gold in Euro	Gold in Yuan	Gold in Yen	Gold's Average Performance
2024 YTD	16.45%	12.79%	16.16%	15.31%	28.62%	17.87%
2023	10.58%	13.10%	9.69%	16.87%	21.67%	14.38%
2022	6.84%	-0.28%	5.90%	8.32%	13.60%	6.88%
2021	-4.24%	-3.64%	3.51%	-6.53%	7.39%	-0.70%
2020	22.57%	25.12%	14.85%	16.82%	18.95%	19.66%
2019	12.70%	18.31%	20.99%	20.49%	17.21%	17.94%
2018	6.38%	-1.58%	3.32%	4.04%	-4.13%	1.61%
2017	6.61%	13.09%	-0.79%	6.03%	9.15%	6.82%
2016	5.04%	8.56%	11.85%	16.13%	5.35%	9.39%
2015	6.67%	-10.42%	-0.25%	-6.38%	-10.15%	-4.11%
2014	7.83%	-1.72%	11.99%	0.79%	11.81%	6.14%
2013	-23.20%	-28.04%	-31.13%	-30.15%	-12.42%	-24.99%
2012	4.03%	7.14%	5.22%	6.04%	20.84%	8.65%
2011	12.66%	10.06%	13.51%	5.22%	4.35%	9.16%
2010	22.75%	29.52%	38.88%	25.02%	12.75%	25.78%
2009	7.49%	24.37%	21.09%	24.40%	27.38%	20.95%
2008	29.10%	5.78%	10.55%	-1.07%	-14.10%	6.05%
2007	12.16%	30.98%	18.46%	22.46%	22.96%	21.40%
2006	23.42%	23.16%	10.51%	19.11%	24.32%	20.10%
2005	14.15%	17.92%	35.09%	14.98%	35.70%	23.57%
2004	-2.20%	5.54%	-2.19%	5.54%	0.66%	1.47%
2003	-1.50%	19.37%	-0.21%	19.36%	8.04%	9.01%
2002	23.11%	24.78%	5.76%	24.78%	12.64%	18.21%
2001	8.88%	2.46%	8.13%	2.45%	17.62%	7.91%

Source: Bloomberg as of 6/30/2024. **Past performance is no guarantee of future results.**

Precious Metals Performance

Precious metals investments have the potential to provide diversification benefits for investment portfolios.

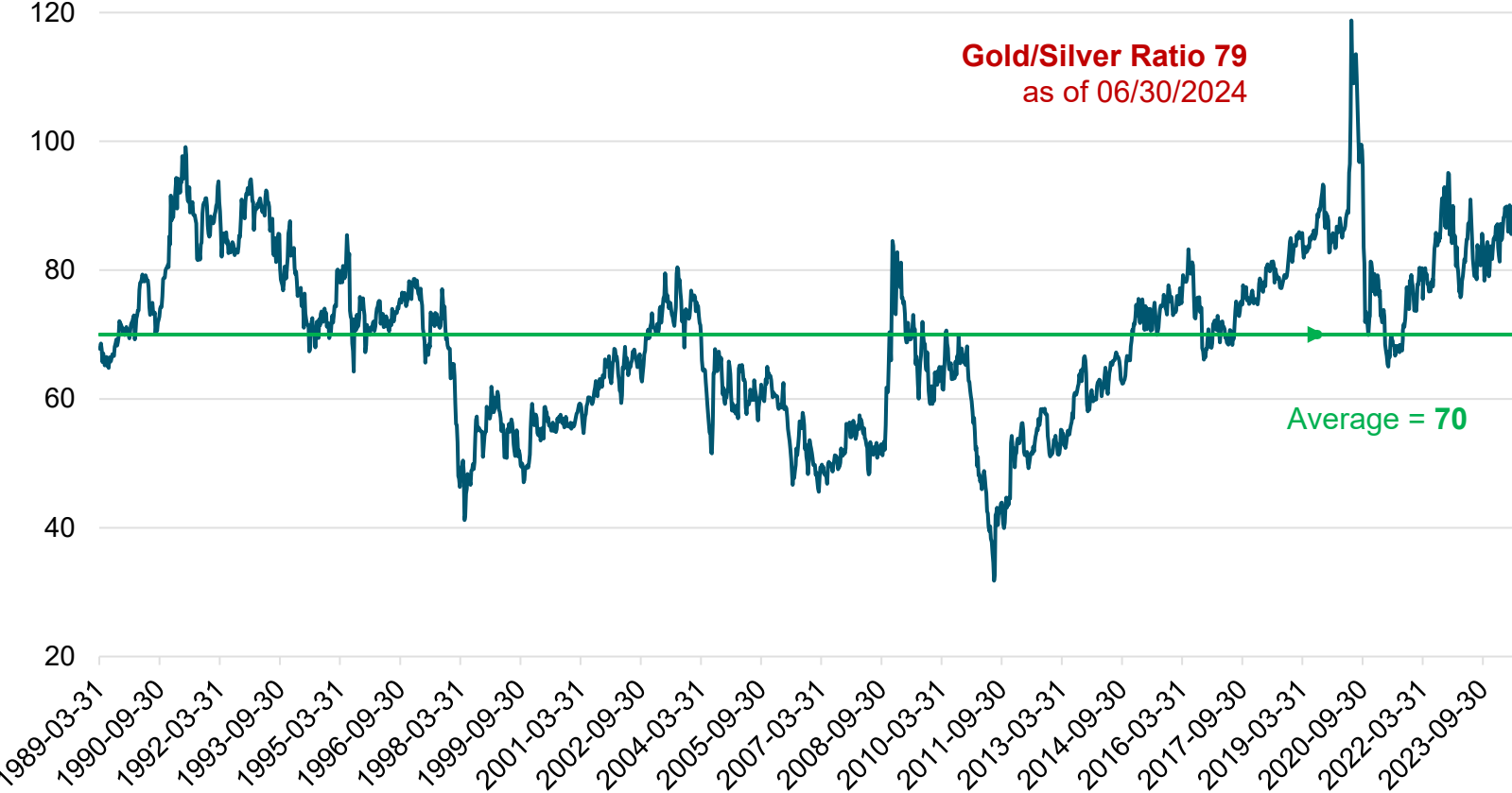
Annual Returns – Trailing 10 Years (2013-2023)

2013	2014	2015	2016	2017	2018	2019	2020	2021	2022	2023
1.7% Palladium	11.3% Palladium	-10.4% Gold	21.0% Palladium	56.3% Palladium	18.6% Palladium	54.2% Palladium	47.9% Silver	-3.6% Gold	10.9% Platinum	13.1% Gold
-11.0% Platinum	-1.7% Gold	-11.7% Silver	14.9% Silver	13.1% Gold	-1.6% Gold	21.5% Platinum	25.9% Palladium	-9.6% Platinum	2.8% Silver	-0.7% Silver
-28.0% Gold	-11.8% Platinum	-26.1% Platinum	8.6% Gold	6.4% Silver	-8.5% Silver	18.3% Gold	25.1% Gold	-11.7% Silver	-0.3% Gold	-7.7% Platinum
-35.8% Silver	-19.3% Silver	-29.4% Palladium	1.2% Platinum	3.0% Platinum	-14.5% Platinum	15.2% Silver	10.9% Platinum	-22.2% Palladium	-5.9% Palladium	-38.6% Palladium

Source: Bloomberg. Data as of 12/31/2023. Gold, Silver, Platinum and Palladium are respectively measured by the Bloomberg GOLDS Comdty Spot Price, Bloomberg SILV Comdty Spot Price, Bloomberg PLAT Comdty Spot Price and the Bloomberg PALL Comdty Spot Price. **Past performance is no guarantee of future results.**

The Case for Silver

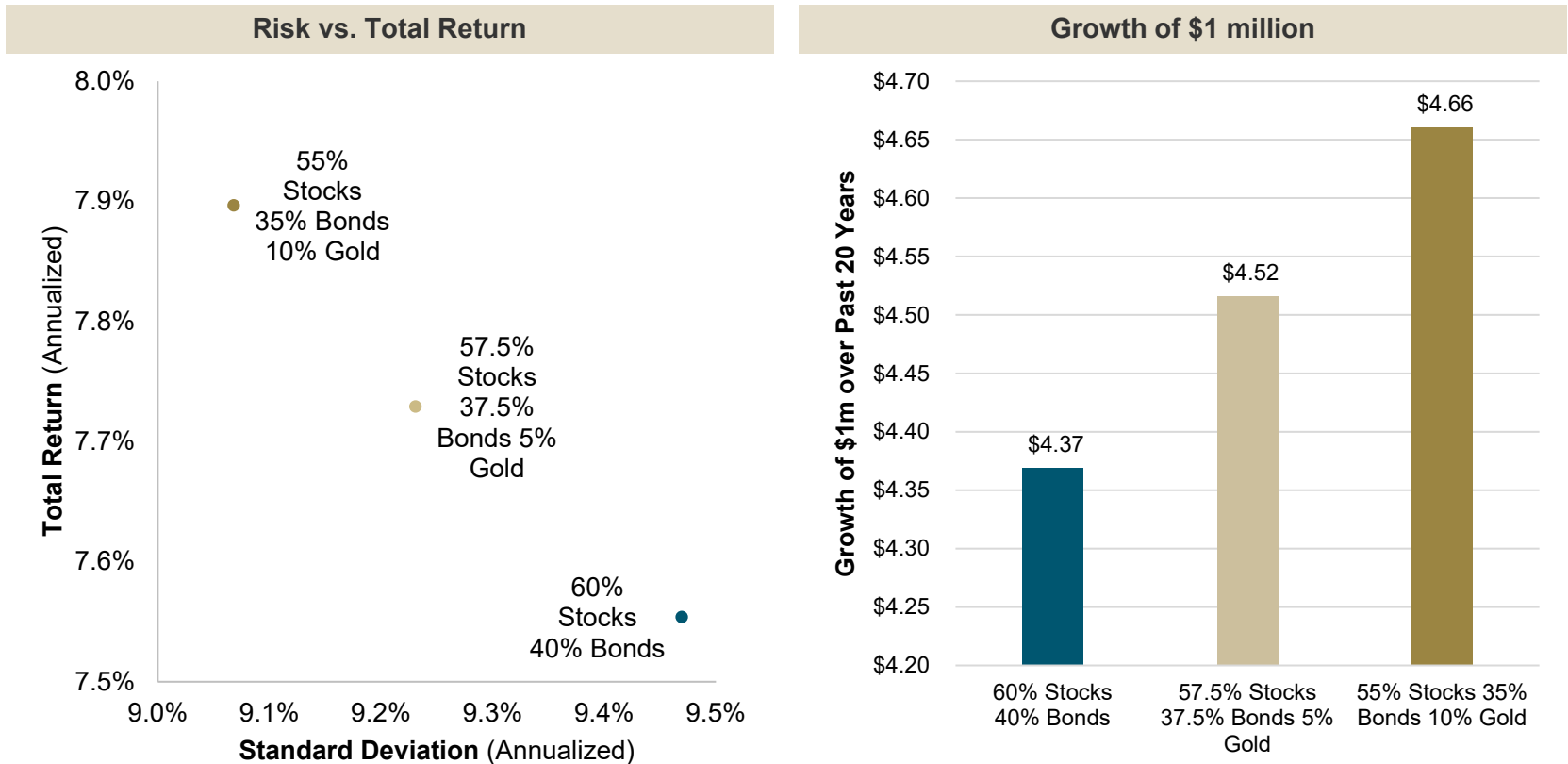
The gold/silver ratio has averaged 70 from 1989-2024.



Source: Bloomberg. Data as of 6/30/2024.

Consider Adding Gold to Your Portfolio

Replacing bonds and stocks with gold bullion within a 60/40 portfolio allocation has historically enhanced returns while reducing risks



Source: Bloomberg. Data as of 6/30/2024. Measurement period reflects past 20 years; portfolios rebalanced monthly. "Stocks" refers to SPXT Index reflective of the S&P 500 Total Return Index; "Bonds" refers to LBUSTRUU Index, reflective of the Bloomberg Barclays U.S. Aggregate Bond Index; "Gold" refers to GOLDS Comdty, reflective of Gold Spot Price. You cannot invest directly in an index. **Past performance is no guarantee of future results.**

Sprott Physical Bullion Trusts



Sprott Physical
Gold Trust




Sprott Physical
Silver Trust



Sprott Physical
Gold and Silver Trust



Sprott Physical Platinum
and Palladium Trust

- 
- Fully Allocated Precious Metals
 - Redeemable for Metals
 - Trustworthy Storage
 - Potential Tax Advantages
 - Easy to Buy, Sell & Own
 - A Liquid Investment

Sprott Client Services Team

Ed Coyne

Senior Managing Partner, Global Sales
646.599.0859 | ecoyne@sprottusa.com

Key Accounts

John H. Kinnane, CIMA®

Director, Key Accounts
401.787.7525 | jkinnane@sprottusa.com
keyaccounts@sprottusa.com

Ekaterina Burykh

Associate, Key Accounts
212.966.7439 | eburykh@sprottusa.com
keyaccounts@sprottusa.com

Institutional Client Relations

Glen Williams

Managing Partner, Investor & Institutional Client Relations
416.943.4394 | gwilliams@sprott.com

Julia Hathaway

Director, Institutional Client Relations
212.784.6849 | jhathaway@sprottusa.com

Michael Ferreira

Director, Family Office Relations
917.581.3895 | mferreira@sprottusa.com

Chris von Strasser

Director, Private Strategies/Partnerships
917.496.3389 | cstrasser@sprottusa.com

Financial Advisors and Individual Investors

- **Matt Harrison** (Western Region)
Senior Investment Consultant
416.945.3313 | mmharrison@sprott.com

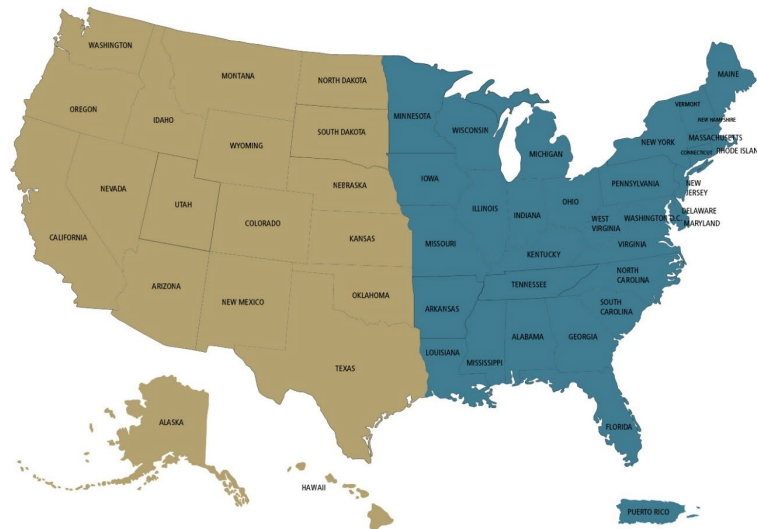
Carter George

Sales Associate
646.799.3190 | cgeorge@sprottusa.com

- **Sergio Lujan** (Eastern Region & Canada)
Senior Investment Consultant
416.945.6223 | slujan@sprott.com

Charlotte Hinrichs

Sales Associate
917.581.3901 | chinrichs@sprottusa.com



Contact Details

Sprott

Royal Bank Plaza, South Tower
200 Bay Street, Suite 2600
Toronto, Ontario M5J 2J1
Canada

Telephone: 888.622.1813

www.sprott.com



Important Disclosure

This presentation is intended solely for the use of Sprott Asset Management USA Inc. for use with investors and interested parties. Investments, commentary and statements are unique and may not be reflective of investments and commentary in other strategies managed by Sprott Asset Management USA, Inc., Sprott Asset Management LP, Sprott Inc., or any other Sprott entity or affiliate. Opinions expressed in this presentation are those of the presenter and may vary widely from opinions of other Sprott affiliated Portfolio Managers or investment professionals.

The intended use of this material is for information purposes only and is not intended to be an offer or solicitation for the sale of any financial product or service or a recommendation or determination that any investment strategy is suitable for a specific investor. Investors should seek financial advice regarding the suitability of any investment strategy based on the objectives of the investor, financial situation, investment horizon, and their particular needs. This information is not intended to provide financial, tax, legal, accounting or other professional advice since such advice always requires consideration of individual circumstances. The investments discussed herein are not insured by the FDIC or any other governmental agency, are subject to risks, including a possible loss of the principal amount invested.

Sprott Physical Bullion Trusts

Sprott Asset Management LP is the investment manager to the Sprott Physical Bullion Trusts (the “Trusts”). Important information about the Trusts, including the investment objectives and strategies, purchase options, applicable management fees, and expenses, is contained in the prospectus. Please read the document carefully before investing. You will usually pay brokerage fees to your dealer if you purchase or sell units of the Trusts on the Toronto Stock Exchange (“TSX”) or the New York Stock Exchange (“NYSE”). If the units are purchased or sold on the TSX or the NYSE, investors may pay more than the current net asset value when buying units or shares of the Trusts and may receive less than the current net asset value when selling them. Investment funds are not guaranteed, their values change frequently, and past performance may not be repeated. This communication does not constitute an offer to sell or solicitation to purchase securities of the Trusts.

The risks associated with investing in a Trust depend on the securities and assets in which the Trust invests, based upon the Trust’s particular objectives. There is no assurance that any Trust will achieve its investment objective, and its net asset value, yield and investment return will fluctuate from time to time with market conditions. There is no guarantee that the full amount of your original investment in a Trust will be returned to you. The Trusts are not insured by any government deposit insurer. Please read a Trust’s prospectus before investing. The information contained herein does not constitute an offer or solicitation to anyone in the United States or in any other jurisdiction in which such an offer or solicitation is not authorized or to any person to whom it is unlawful to make such an offer or solicitation. The information provided is general in nature and is provided with the understanding that it may not be relied upon as, nor considered to be, the rendering of tax, legal, accounting or professional advice. Readers should consult with their own accountants and/or lawyers for advice on the specific circumstances before taking any action.

Past performance is not indicative of future results.

© 2024 Sprott Inc. All rights reserved.